

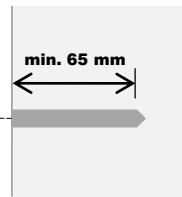
MONTAGEANLEITUNG

ATSOL


PHOS Design GmbH
Wertstraße 12
76189 Karlsruhe
www.phos.de

Telefon: +49 721 530 772 0
Fax: +49 721 530 772 22
E-Mail: phos@phos.de

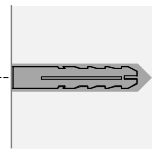
1 Bohrungen vornehmen




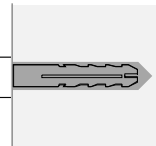
2 Dübel einbringen



3 Schraube eindrehen



4 Schalenhalter aufstecken und fixieren



5 Schale einlegen

