

MONTAGEANLEITUNG

STD

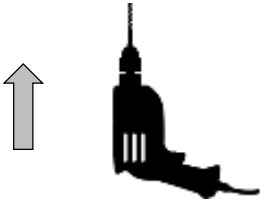
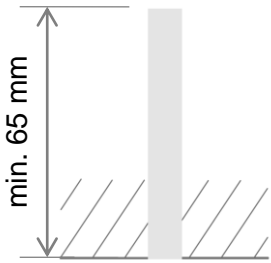
PHOS Design GmbH
Wertstraße 12
76189 Karlsruhe
www.phos.de

PHOS
Edelstahl Design

© PHOS Design GmbH, Karlsruhe, 2022

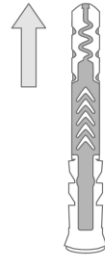
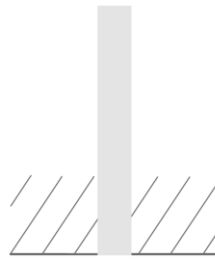
Telefon: +49 721 530 772 0
Fax: +49 721 530 772 22
E-Mail: phos@phos.de

1 Bohrung

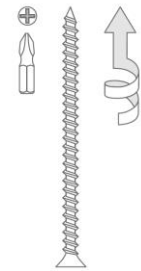
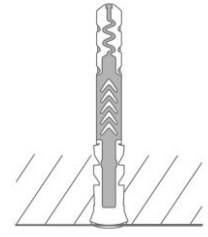


Ø6 mm

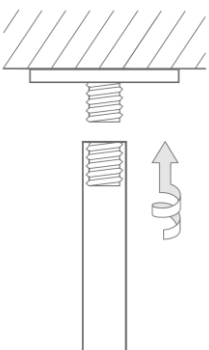
2 Dübel



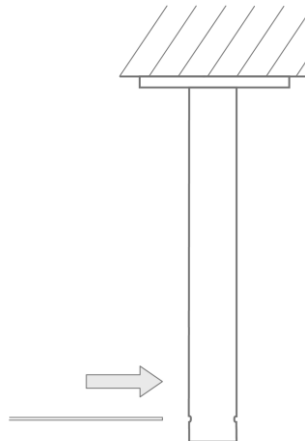
3 Gewindehülse und Rosette verschrauben



4 Träger aufschrauben



5 Seil durchführen



6 Die Montage ist nun abgeschlossen

